



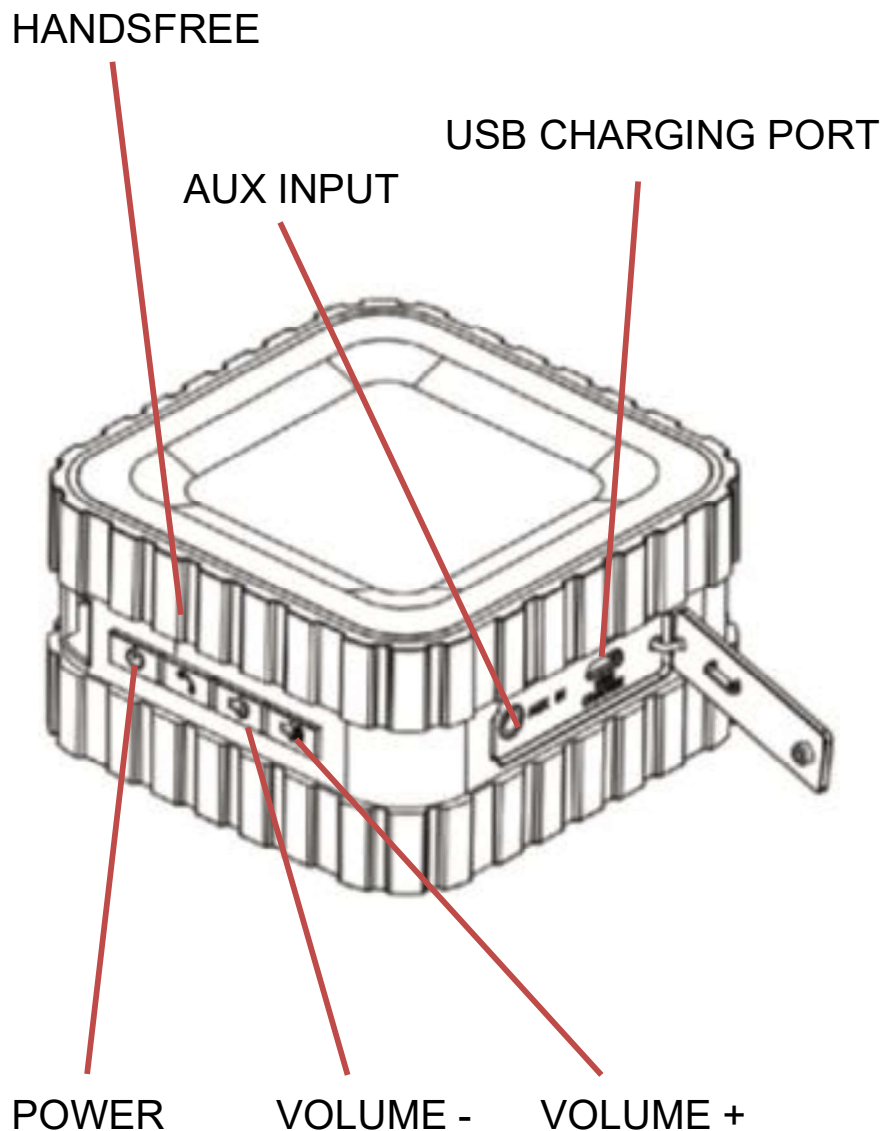
**AKTIVSOUNDS**

 **Bluetooth®**

**WATERPROOF  
CUBE SPEAKER**



**AKTIVSOUNDS CBT14 User's Manual**



### **Powering CBT14 On / Off**

Press and hold the power button until you hear an audible tone. A white/red LED will flash every second to indicate that it is powered on and searching for a Bluetooth source to pair with.

To power the speaker off, press and hold the power button until an audible tone is heard. This will indicate that the speaker is powered off.

**NOTE:** The speaker will automatically power off after several minutes if the Bluetooth connection is not paired with a device.

### **Connecting CBT14 via Bluetooth**

Once powered on, the speaker will automatically enter pairing mode. Go into your phone/tablet's Bluetooth settings and enable Bluetooth. Next, enter the Bluetooth device list and select

**Coleman\_CBT14.** After selected, wait a few seconds for the pairing to complete. Some Bluetooth devices may require a passkey to proceed. If prompted, please enter 0000 as the passkey. Once the pairing is successful, you will hear an audible tone from the speaker and a white LED will be solidly lit.

**NOTE:** The CBT14 will automatically connect to a previously paired device if the paired device's Bluetooth radio is enabled and within reachable distance.

**NOTE:** An additional battery icon will appear next to the Bluetooth icon at the top right of your phone/tablet's screen, indicating the speaker's battery level. This is compatible only with certain devices.

## **Connecting CBT14 via Auxiliary Input**

If you would like to use a device that is not equipped with Bluetooth technology, simply connect the included auxiliary 3.5mm cable from your device to the Aux-In input at the side base of the CBT14.

## **Controlling the Sound on Your CBT14**

---

### **VOLUME UP / DOWN**

Tap + or – buttons to increase or decrease the volume or control the volume on your phone/tablet

---

### **PHONE CALLS**

Tap the HANDSFREE button to answer a call. Tap it again to end a call.

---

### **Volume Control**

You can adjust the volume from both your CBT14 speaker and your phone/tablet. Each respective device has individual volume controls. To further increase the CBT14's

maximum volume, you may need to adjust the volume control from your phone/tablet first.

### **Answering or Making Calls**

If there is an incoming call on your paired phone/tablet, the music will pause and the ringer will ring through the CBT14 speaker. To answer a call, simply press the PLAY/PAUSE/ HANDS-FREE button on the speaker.

**NOTE:** For best performance and clarity, operate the CBT14 speaker within an arm's length.

### **Charging your CBT14**

Open the watertight sealed door and simply plug the included USB cord into the USB port at the base of the speaker. Once plugged in, the LED will illuminate RED. It will turn off once the internal battery is fully charged.

### **Preserving the Waterproof Seal**

Ensure that the side compartment door is fully pushed in. This will prevent any dust and moisture from entering the USB and AUX ports.

### **Specifications**

Bluetooth Version: 3.0

Built-in Lithium-Ion Battery: 3.7V, 800mAh

Charging Voltage: 5V

Speaker: 40mm 4Ω 3W

Frequency: 60Hz-18KHz



Distortion: ≤0.5%


Effective Distance: 8M

Waterproof Grade: IPX5

*Elite Brands Inc., 40 Wall Street, 61<sup>st</sup> Floor  
New York, NY 10005 · Tel: 1-800-441-1100*

*www.colemanoptics.com*

*Coleman, ,  are registered trademarks of  
The Coleman Company, Inc. used under license  
©2016 The Coleman Company, Inc.*

*The  **Bluetooth**<sup>™</sup> word mark and logos are registered trademarks  
owned by the Bluetooth SIG, and any use of such marks  
by Elite Brands Inc. is under license. Other trademarks and  
trade names are those of their respective owners.*