

**BLUETOOTH  
WATERPROOF  
PORTABLE SPEAKER**

***AKTIV SOUNDS***  
**CBT25 SPEAKER**



**USER MANUAL**

## Powering CBT25 On / Off

Press and Hold the POWER button for 5 seconds to power ON. You will hear “Power On” from the speaker. The blue LED will flash quickly to indicate that it is powered on and searching for a Bluetooth source to pair with.

To power the speaker off, press and hold the POWER button for 5 seconds.

**NOTE:** An additional battery icon may appear next to the Bluetooth icon at the top right of your phone/tablet’s screen, indicating the speaker’s battery level. This is compatible only with certain devices.

## Connecting CBT25 via Bluetooth

Once powered on, the speaker will automatically enter pairing mode. Go into your phone/tablet’s Bluetooth settings and enable Bluetooth. Next, enter the Bluetooth device list and select **Coleman\_CBT25**. After selected, wait a few

seconds for the pairing to complete. Once the pairing is successful, you will hear “Connected” from the speaker and the LED will light up solid blue.

**NOTE:** The CBT25 will automatically connect to a previously paired device if the paired device’s Bluetooth radio is powered, enabled and within reachable distance.

## Linking another CBT25 for True Wireless Sound

The CBT25 includes True Wireless Stereo (TWS) technology. This enables you to link two speakers to emit a true left / right stereo sound.

To connect two speakers over TWS make sure both speakers are powered off and neither of the speakers are connected to a Bluetooth device. Power both speakers on at the same time. Press the POWER button on one of the speakers twice quickly. The LED light on the speaker will flash blue quickly, indicating it is searching for another

speaker to connect to. The two speakers will then automatically connect to each other. Once the two speakers are connected, the LED indicator on both speakers will stay lit blue. Then, go into your phone/tablet's Bluetooth settings and enable Bluetooth. Next, enter the Bluetooth device list and select **Coleman\_CBT25**. This will connect your phone/tablet to the master speaker.

## **Controlling the Sound on Your CBT25**

---

### **PLAY / PAUSE**

Tap the POWER button.

---

### **ANSWER / END PHONE CALL**

Tap the POWER button.

---

### **DECLINE PHONE CALL**

Press and hold the POWER button.

---

## **Answering or Making Calls**

If there is an incoming call on your paired phone/tablet, the music will pause and the ring

tone will play from the CBT25 speaker. To answer a call, simply press the POWER button.

To end a call, simply press the POWER button. Press and hold the POWER button to decline a phone call.

**NOTE:** For best performance and clarity, operate the CBT25 within an arm's length. Ensure that the microphone faces your direction.

## **Charging your CBT25**

Open the rubber door on the bottom of the speaker, as shown in the image below. Then, plug the small end of the included micro USB cable into the micro USB port on the bottom of the speaker. Plug the other end of the cable into a 5V AC adaptor (not included). Once plugged in, the charging LED on the bottom of the speaker will light up red. It will turn off once the internal battery is fully charged.



**NOTE:** The CBT25 can only be charged with 5V adapters/USB ports. Quick charging devices over 5V may cause damage.

### **Specifications**

Bluetooth Version: 5.0

Built-in Lithium-Ion Battery: 3.7V, 500mAh

Charging Voltage: 5V

Speaker: 36mm, 4  $\Omega$  5W x 1



Frequency: 80Hz-18KHz


Distortion:  $\leq 0.5\%$

Effective Distance: 10M

*Elite Brands Inc., 40 Wall Street, 61<sup>st</sup> Floor  
New York, NY 10005 · Tel: 1-800-441-1100*

*www.colemanoptics.com*

*Coleman, ,  are registered trademarks of  
The Coleman Company, Inc. used under license  
©2021 The Coleman Company, Inc.*

*The  **Bluetooth**<sup>™</sup> word mark and logos are registered trademarks  
owned by the Bluetooth SIG, and any use of such marks  
by Elite Brands Inc. is under license. Other trademarks and  
trade names are those of their respective owners.*