

**BLUETOOTH
WATERPROOF
PORTABLE SPEAKER**



AKTIV SOUNDS
CBT30 SPEAKER

USER MANUAL

Powering CBT30 On / Off

Press and Hold the PLAY/PAUSE button for 4 second to power ON. You will hear “Power ON”. You will hear “Bluetooth Mode, Pairing” and a blue LED will flash quickly to indicate that it is powered on and searching for a Bluetooth source to pair with.

To power the speaker off, press and hold the PLAY/PAUSE for 4 seconds to power off.

NOTE: The speaker will automatically power off after several minutes if the Bluetooth connection is not paired with a device.

NOTE: An additional battery icon will appear next to the Bluetooth icon at the top right of your phone/tablet’s screen, indicating the speaker’s battery level. This is compatible only with certain devices.

Connecting CBT30 via Bluetooth

Once powered on, the speaker will automatically enter pairing mode. Go into your phone/tablet’s Bluetooth settings and enable Bluetooth. Next, enter the Bluetooth device list and select **Coleman_CBT30**. After selected, wait a few seconds for the pairing to complete. Once the pairing is successful, you will hear “Connected” from the speaker and a blue LED will begin flashing every few seconds.

NOTE: The CBT30 will automatically connect to a previously paired device if the paired device’s Bluetooth radio is powered, enabled and within reachable distance.

Connecting CBT30 via Auxiliary Input

If you would like to use a device that is not equipped with Bluetooth technology, simply connect the **included** auxiliary 3.5mm cable from your device to the Aux-In input at the back of the

CBT30. Bluetooth audio will mute while a 3.5mm cable is plugged in. While connected via Auxiliary, the only controls that will function on the speaker is the PLAY/PAUSE button. All other functions are controlled from the connected device.

Playing Music from a Memory Card

If you want to play music off a memory card simply insert the memory card with music loaded into the slot on the back of the speaker. The speaker will automatically enter that mode. The speaker controls will work as normal. Simply remove the memory card to exit that mode.

Controlling the Sound on Your CBT30

PLAY / PAUSE

Tap the PLAY/PAUSE button.

VOLUME UP / DOWN

Press and hold the PREVIOUS TRACK button to decrease the volume and press and hold the

TRACK FORWARD button to increase the volume.

FORWARD / BACKWARD TRACK

Tap TRACK FORWARD button to skip a track forward. Tap the PREVIOUS TRACK button to go to the previous track.

ANSWER / END PHONE CALL

Tap the PLAY/PAUSE button.

DECLINE PHONE CALL

Press the PLAY/PAUSE button two times quickly.

Answering or Making Calls

If there is an incoming call on your paired phone/tablet, the music will pause and the ringer will ring through the CBT30 speaker. To answer a call, simply press the PLAY/PAUSE button.

To end a call, simply press the PLAY/PAUSE button. Press the PLAY/PAUSE button twice to decline a phone call.

NOTE: For best performance and clarity, operate the CBT30 within an arm's length. Ensure that the microphone faces your direction.

Charging your CBT30

Open the watertight sealed door, and simply plug the included microUSB cord into the microUSB port at the base of the speaker. The port is labeled **USB**. Once plugged in, the LED will light up red. It will turn off once the internal battery is fully charged.

Preserving the Waterproof Seal

Ensure that the back compartment door is fully pushed in. This will prevent any dust and moisture from entering the USB and AUX ports.

Factory Reset

If you are experiencing connectivity issues, you may need to perform a hard reset on your CBT30. To do so, press the FORWARD button and PREVIOUS button at the same time for four seconds. An audible tone will sound, followed by the LED flashing blue. Once reset successfully, the LED indicator will flash every second and will enter pairing mode.

Specifications

Bluetooth Version: 5.0

Built-in Lithium-Polymer Battery: 3.7V, 1500mAh

Charging Voltage: 5V

Speaker: 50mm 4Ω 6.5W x 1

Frequency: 100Hz-20KHz



Distortion: ≤0.1%


Effective Distance: 10M

Waterproof Grade: IPX7

*Elite Brands Inc., 40 Wall Street, 61st Floor
New York, NY 10005 · Tel: 1-800-441-1100*

www.colemanoptics.com

*Coleman,  ,  are registered trademarks of
The Coleman Company, Inc. used under license
©2021 The Coleman Company, Inc.*

*The  **Bluetooth**[™] word mark and logos are registered trademarks
owned by the Bluetooth SIG, and any use of such marks
by Elite Brands Inc. is under license. Other trademarks and
trade names are those of their respective owners.*