

**BLUETOOTH
WATERPROOF
PORTABLE SPEAKER**



AKTIV SOUNDS
CBT40 SPEAKER

USER MANUAL

Powering CBT40 On / Off

Press and Hold the POWER button for 3 seconds to power ON. You will hear an audible tone. A blue LED will flash quickly to indicate that it is powered on and searching for a Bluetooth source to pair with.

To power the speaker off, press and hold the POWER button for 3 seconds to power off.

NOTE: The speaker will automatically power off after several minutes if the Bluetooth connection is not paired with a device.

NOTE: An additional battery icon will appear next to the Bluetooth icon at the top right of your phone/tablet's screen, indicating the speaker's battery level. This is compatible only with certain devices.

Connecting CBT40 via Bluetooth

Once powered on, the speaker will automatically enter pairing mode. Go into your phone/tablet's Bluetooth settings and enable Bluetooth. Next, enter the Bluetooth device list and select **Coleman_CBT40**. After selected, wait a few seconds for the pairing to complete. Once the pairing is successful, you will hear an audible tone from the speaker and a blue LED will flash slowly.

NOTE: The CBT40 will automatically connect to a previously paired device if the paired device's Bluetooth radio is powered, enabled and within reachable distance.

Connecting CBT40 via Auxiliary Input

If you would like to use a device that is not equipped with Bluetooth technology, simply connect the **included** auxiliary 3.5mm cable from your device to the Aux-In input at the side of the CBT40. Bluetooth audio will mute while a 3.5mm cable is plugged in. While connected via Auxiliary, the only controls that will function on

the speaker is the PLAY/PAUSE button. All other functions are controlled from the connected device.

Controlling the Sound on Your CBT40

PLAY / PAUSE

Tap the PLAY/PAUSE button.

VOLUME UP / DOWN

Press and hold the **+** button to increase the volume and press and hold the **-** button to decrease the volume.

FORWARD / BACKWARD TRACK

Tap **+** button to skip a track forward. Tap the **-** button to go to the previous track.

ANSWER / END PHONE CALL

Tap the PLAY/PAUSE button.

DECLINE PHONE CALL

Press and hold the PLAY/PAUSE button.

Answering or Making Calls

If there is an incoming call on your paired phone/tablet, the music will pause and the ringer will ring through the CBT40 speaker. To answer a call, simply press the PLAY/PAUSE button.

To end a call, simply press the PLAY/PAUSE button. Press and hold the PLAY/PAUSE button to decline a phone call.

NOTE: For best performance and clarity, operate the CBT40 within an arm's length. Ensure that the microphone faces your direction.

Charging your CBT40

Open the watertight sealed door, and simply plug the included micro USB cord into the micro USB port at the base of the speaker. Once plugged in, the LED will flash red slowly. It will turn off once the internal battery is fully charged.

Preserving the Waterproof Seal

Ensure that the side compartment door is fully pushed in. This will prevent any dust and moisture from entering the USB and AUX ports.

Factory Reset

If you are experiencing connectivity issues, you may need to perform a hard reset on your CBT40. To do so, turn off the speaker, then press the power button for ten seconds. An audible tone will sound, followed by the LED flashing blue. Once reset successfully, the LED

indicator will flash quickly and will enter pairing mode.

Specifications

Bluetooth Version: 5.0

Built-in Lithium-Polymer Battery: 3.7V, 1500mAh

Charging Voltage: 5V

Speaker: 50mm 4Ω 6.5W x 1

Frequency: 100Hz-20KHz



Distortion: ≤0.1%


Effective Distance: 10M

Waterproof Grade: IPX4

*Elite Brands Inc., 40 Wall Street, 61st Floor
New York, NY 10005 · Tel: 1-800-441-1100*

www.colemanoptics.com

*Coleman, ,  are registered trademarks of
The Coleman Company, Inc. used under license
©2021 The Coleman Company, Inc.*

*The  **Bluetooth**[™] word mark and logos are registered trademarks
owned by the Bluetooth SIG, and any use of such marks
by Elite Brands Inc. is under license. Other trademarks and
trade names are those of their respective owners.*