

**BLUETOOTH  
WATERPROOF  
PORTABLE SPEAKER**



***AKTIV SOUNDS***  
**CBT50 SPEAKER**

**USER MANUAL**

## Powering CBT50 On / Off

Press and Hold the PLAY/PAUSE button for 4 second to power ON. You will hear “Power ON”. You will hear “Bluetooth Mode, Pairing” and a blue LED will flash quickly to indicate that it is powered on and searching for a Bluetooth source to pair with.

To power the speaker off, press and hold the PLAY/PAUSE for 4 seconds to power off.

**NOTE:** The speaker will automatically power off after several minutes if the Bluetooth connection is not paired with a device.

**NOTE:** An additional battery icon will appear next to the Bluetooth icon at the top right of your phone/tablet’s screen, indicating the speaker’s battery level. This is compatible only with certain devices.

## Connecting CBT50 via Bluetooth

Once powered on, the speaker will automatically enter pairing mode. Go into your phone/tablet’s Bluetooth settings and enable Bluetooth. Next, enter the Bluetooth device list and select **Coleman\_CBT50**. After selected, wait a few seconds for the pairing to complete. Once the pairing is successful, you will hear “Connected” from the speaker and a blue LED will begin flashing every few seconds.

**NOTE:** The CBT50 will automatically connect to a previously paired device if the paired device’s Bluetooth radio is powered, enabled and within reachable distance.

## Controlling the Sound on Your CBT50

---

### PLAY / PAUSE

Tap the PLAY/PAUSE button.

---

### VOLUME UP / DOWN

Press and hold the PREVIOUS TRACK button to decrease the volume and press and hold the

TRACK FORWARD button to increase the volume.

---

### **FORWARD / BACKWARD TRACK**

Tap TRACK FORWARD button to skip a track forward. Tap the PREVIOUS TRACK button to go to the previous track.

---

### **ANSWER / END PHONE CALL**

Tap the PLAY/PAUSE button.

---

### **DECLINE PHONE CALL**

Press the PLAY/PAUSE button two times quickly.

---

## **Answering or Making Calls**

If there is an incoming call on your paired phone/tablet, the music will pause and the ringer will ring through the CBT50 speaker. To answer a call, simply press the PLAY/PAUSE button.

To end a call, simply press the PLAY/PAUSE button. Press the PLAY/PAUSE button twice to decline a phone call.

**NOTE:** For best performance and clarity, operate the CBT50 within an arm's length. Ensure that the microphone faces your direction.

## **Charging your CBT50**

Open the watertight sealed door on the bottom of the speaker, and simply plug the included micro USB cord into the micro USB port on the bottom of the speaker. Once plugged in, the LED will light up red. It will turn off once the internal battery is fully charged.

**NOTE:** The CBT50 can only be charged with 5V adapters/USB ports. Quick charging devices over 5V may cause damage.

## **Preserving the Waterproof Seal**

Ensure that the back compartment door is fully pushed in. This will prevent any dust and moisture from entering the USB port.

## **Factory Reset**

If you are experiencing connectivity issues, you may need to perform a hard reset on your CBT50. To do so, press the FORWARD button and PREVIOUS button at the same time for four seconds. An audible tone will sound, followed by the LED flashing blue. Once reset successfully, the LED indicator will flash every second and will enter pairing mode.

## **Specifications**

Bluetooth Version: 5.0

Built-in Lithium-Polymer Battery: 3.7V, 1500mAh

Charging Voltage: 5V

Speaker: 50mm 4Ω 5W x 2

Frequency: 100Hz-18KHz



Distortion:  $\leq 0.1\%$


Effective Distance: 10M

Waterproof Grade: IPX7

*Elite Brands Inc., 40 Wall Street, 61<sup>st</sup> Floor  
New York, NY 10005 · Tel: 1-800-441-1100*

*www.colemanoptics.com*

*Coleman, ,  are registered trademarks of  
The Coleman Company, Inc. used under license  
©2021 The Coleman Company, Inc.*

*The  **Bluetooth**<sup>™</sup> word mark and logos are registered trademarks  
owned by the Bluetooth SIG, and any use of such marks  
by Elite Brands Inc. is under license. Other trademarks and  
trade names are those of their respective owners.*